

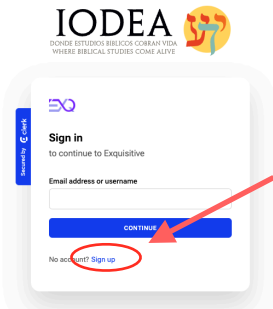
“This Is The Way!” Digital Tutor (DT) Course Login Instructions

Greetings and welcome!

The digital tutor runs on desktops or laptops, and NOT on smart phones or tablets.

Follow these steps to access the course:

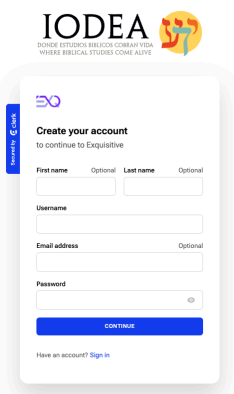
1. The link on the Payment Confirmation page will direct you to the following window:



You can reach this window also by visiting <https://ts.exquisite.com/tutor/>


2. Click the “Sign-up” link to register as a new user.

3. A new window will appear as seen below.



4. Complete the fields with pertinent information. **The password field must contain 8 or more characters.**

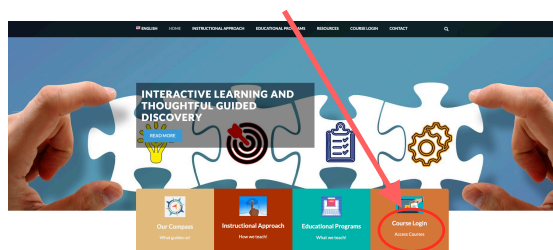
5. Once you enter the course, review the tutorial titled, “Let’s Meet The Digital Tutor.” This tutorial will teach you on how to use the DT.



6. Click on the enter or play button highlighted here in red to start the tutorial.

7. When you finish the tutorial, the system will bring you back to the Home page. Here you will see the first lesson titled, “What’s In A Name?” As you finish each lesson, the next lesson will be available in the Home page. There is a total of seven lessons.

8. When you want to return to the course, go to Iodea’s web site at www.iodea.org and click on the “Course Login” link.



This should bring the login window that you used initially. Sign in to access the next lesson.

We hope that you enjoy the course. Feel free to reach out with an email if you need help or have questions.

info@iodea.org